

Explore Origami: Fold Your Own Music Note


Just like any other language, music can be written down. Instead of letters making words, musicians write down music using notes! Create your own music note using the amazing art of Origami.

Supplies:


- 8 ½" by 11" paper
- clear tape
- coloring pencils or markers

Instructions:


1. Start by folding the paper taco style. Be sure you press down every fold!





2. Fold your paper again.



3. Next, three inches from the right side make a diagonal fold across the back.




4. Now flip the paper around so the tab is sticking up on the left side. And make another taco fold, folding up from the bottom!




5. Fold the tab out and refold it tucking it to the left side.




6. Fold the two corners of the tab back.



7. Take the top 2 ½ in. of the shaft and fold diagonal in the opposite direction of the tab. And then unfold.




8. Now push the fold in forward splitting this new tab in half and bending back.



9. Congrats you have made your very own music note origami! All that's left is to color tape it up.
10. Give your music note a good coloring on both sides. And then tape all the folds shut!

Great job! You've learned how to fold an origami music note. Keep reading for brief facts on Origami!



Origami- History, Facts, and Legend

Origami is the art of folding uncut pieces of paper in shapes such as birds and animals. First appearing in 17th century Japan, Origami has become a popular activity around the globe. The word is derived from *ori-* meaning “folded” and *-kami*, meaning “paper”.

There are thousands of origami creations; from mice and fish, to houses and balloons, the possibilities are practically endless! Explore the world through origami creations. Find patterns and more with a simple web search.

Probably the most famous origami sculpture is the Japanese Crane. There is a legend which states whoever folds a thousand cranes will have their heart's desire come true. A thousand cranes is called *senbazuru* in Japanese. If you are feeling up to the challenge of creating a thousand cranes, or even just one, visit this website and give it a shot! <https://origami.me/crane/>

