Over on the Farm Finger Puppets

Follow along with FCMoD's live stream Storytime in the Home: *Over on the Farm*. Then grab your craft supplies and create some adorable farm finger puppets! Keep practicing your counting at home with the lovely flashcards featuring illustrations from the book.

Supplies:

- Printed finger puppet activity sheet
- Scissors
- Crayons or markers
- Optional: glue

Instructions:

1. Color the finger puppet activity sheet.
2. Cut out the finger puppets.
3. Cut a small slot to connect the paper ring that goes around your finger or use glue to close the ring.
4. Have a farm animal finger puppet show! *Tip: Try doing a video chat puppet show for your friends and family while you practice social distancing!*
5. Print out the additional coloring page and the farm animal flash cards to keep the discovery going!

   Tip: Don't have a printer? Try drawing and cutting out your own finger puppets from paper! Here is a tutorial! https://mrprintables.com/farm-animal-finger-puppets.html

Over on the Farm Finger Puppets

Color, cut out, glue and have fun with your ten finger puppets - one for each finger!

Over on the Farm by Marianne Berkes

Dawn Publications
www.dawnpub.com/activities/farm/





Over on the Farm

How many baby pigs can you find on the farm?
Count them all then find the rooster.
Have fun coloring your farm page!



Over on the Farm by Marianne Berkes
Dawn Publications • www.dawnpub.com/activities/farm/



Counting Fun

Over on the Farm by Marianne Berkes
Dawn Publications • www.dawnpub.com/activities/farm/