

## Constellation Scope

Have you ever searched the night sky for patterns in the stars? For thousands of years, humans have used easily recognizable star patterns, or constellations, to guide mythology, storytelling, and travels. Explore some well-known patterns in the night sky by making your very own constellation scope!




### Supplies:

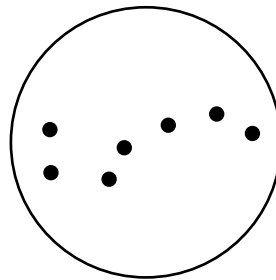
- Toilet paper tube
- Dark construction paper
- Tape
- Push pin
- Constellation patterns (attached on the second page)

### Instructions:


1. Using your toilet paper tube, trace a circle on your dark-colored construction paper. Draw a larger circle around the outside – this is how we will attach the paper to the toilet paper tube!
2. Cut along the outside circle. Fold the edges of your paper circle over the top of your toilet paper tube and attach it with tape. Tip: cut slashes along the edge of your paper circle to fold them over more easily!
3. Place your constellation pattern on top the paper circle. Using a push pin, poke holes where the “stars” are.
4. Look through your viewer at a light source to see a shining constellation. Tonight, head outside and see if you can find this same constellation in the night sky!




Orion  
The Hunter



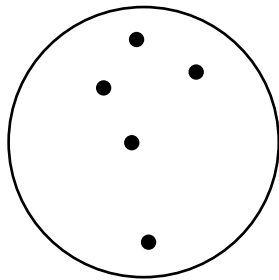
Ursa Major  
The Great Bear




Cassiopeia  
The Queen




Ursa Minor  
The Little Bear



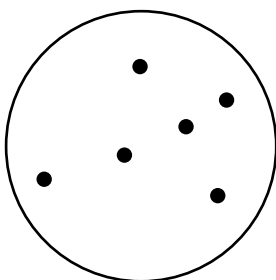
Bootes  
The Herdsman



Leo  
The Lion



Taurus  
The Bull



Cygnus  
The Swan